

# CS1 & CS2 LECTERN

## ALUMINUM LINE

Light-weight lecterns designed with progressive style and function in mind.



# CS1 STANDARD

## DESCRIPTION:

Anodized aluminum dual cylinder frame fixed with brushed aluminum front panel.  
The signage area features an antiglare acrylic sign backing, fixed with aluminum mounts.

BLACK  
(SPEAKING SURFACE)



1AL-CS1-M



Brushed Aluminum Panel  
(0-SIGN-CS1-AG)



side detail



back detail

# CS1 DELUXE

## DESCRIPTION:

Black powder coated anodized aluminum dual cylinder frame fixed with matte black aluminum front panel.  
The signage area features an antiglare acrylic sign backing, fixed with aluminum mounts.

BLACK  
(SPEAKING SURFACE)



1AL-CS1-D



Matte Black Panel  
(0-SIGN-CS1-AG)



side detail



back detail



# CS2 STANDARD

## DESCRIPTION:

Wide anodized aluminum dual cylinder frame fixed with brushed aluminum front panel. The signage area features an antiglare acrylic sign backing, fixed with aluminum mounts.

BLACK  
(SPEAKING SURFACE)



1AL-CS2



Brushed Aluminum Panel  
(0-SIGN-CS2-AG)



side detail



back detail

# CS2 DELUXE

## DESCRIPTION:

Wide black powder coated anodized aluminum dual cylinder frame fixed with matte black front panel. The signage area features an antiglare acrylic sign backing, fixed with matte black mounts.

BLACK  
(SPEAKING SURFACE)



1AL-CS2-D



Matte Black Panel  
(0-SIGN-CS2-AG)



side detail



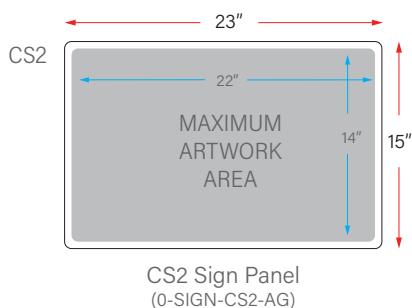
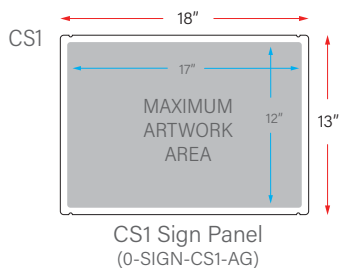
back detail





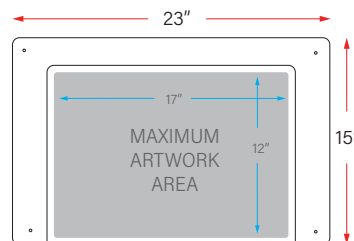
Branding options for our CS1 and CS2 podiums.

### VINYL APPLIED TO SIGN PANEL



Vinyl Signage  
(4-VS)

### ACRYLIC SIGN HOLDER (only available for CS2 models)

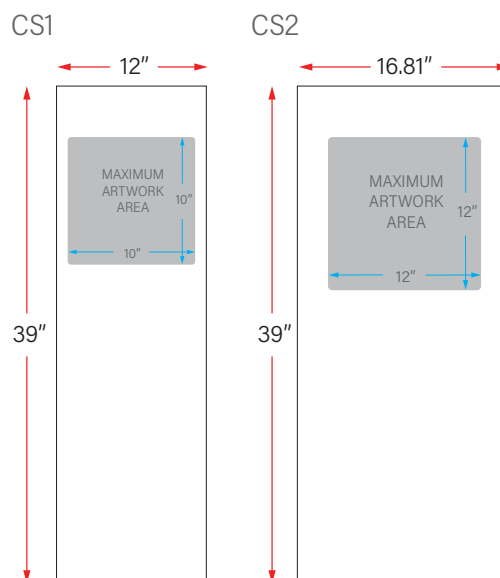


Acrylic Sign Holder  
(3-SIGN-CS2-AG)

### VINYL APPLIED TO FRONT PANEL



Vinyl Signage  
(4-VS)

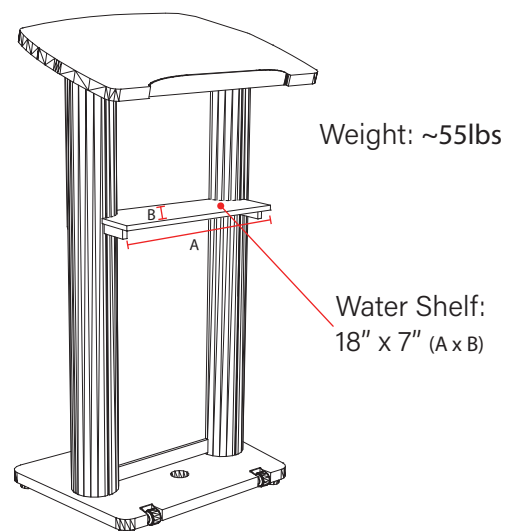
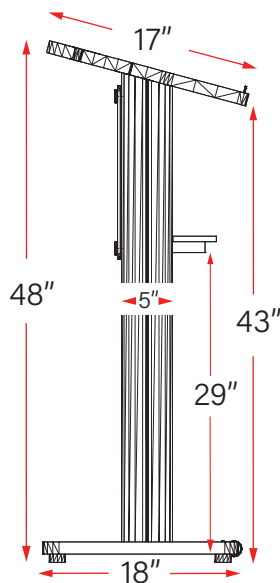
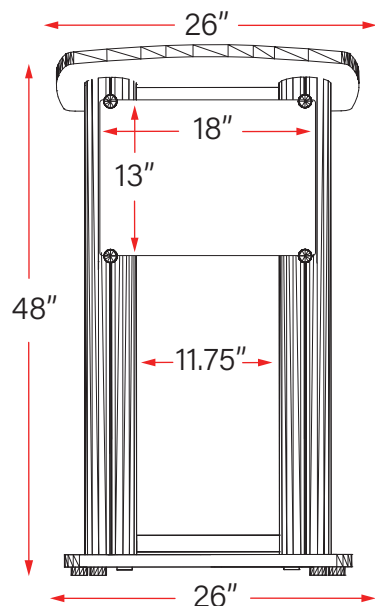


# DIMENSIONS

## DESCRIPTION:

- Dimensions and weight of assembled CS1 Standard or Deluxe podium.
- Dimensions and weight of assembled CS1 podium, including packaging.

### ASSEMBLED CS1 PODIUM



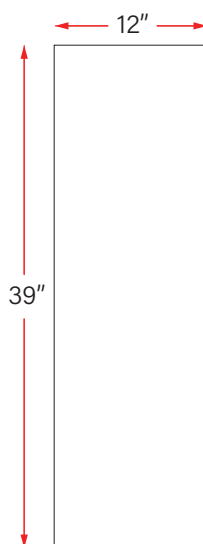
### ASSEMBLED SHIPPING PACKAGE



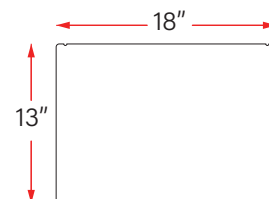
Weight: ~85lbs

### PANEL SIZE (UNASSEMBLED)

CS1 - front panel



CS1 - sign panel



353 Saunders Rd, Unit 10-11, Barrie ON L4N 9A3  
Tel: 705-739-6745 Fax: 705-739-1228  
www.podiumpros.com

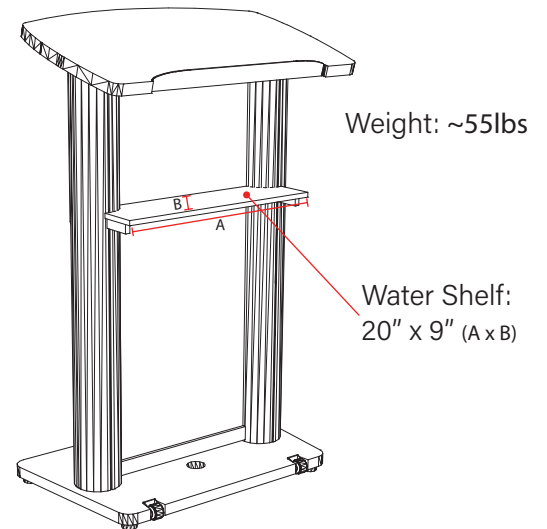
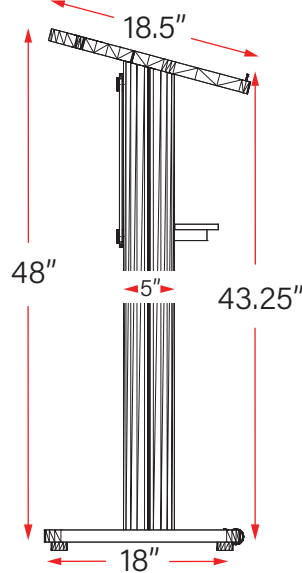
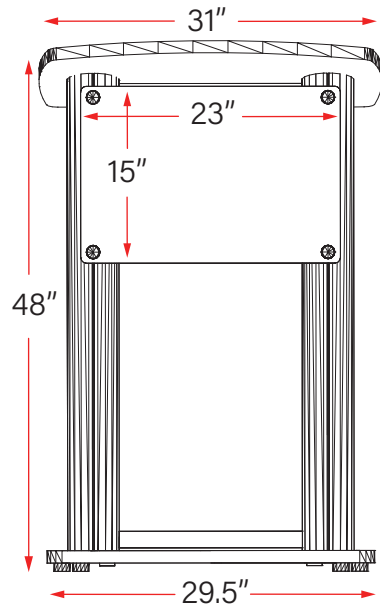


# DIMENSIONS

## DESCRIPTION:

- Dimensions and weight of assembled CS2 Standard or Deluxe podium.
- Dimensions and weight of assembled CS2 podium, including packaging and crate.

### ASSEMBLED CS2 PODIUM



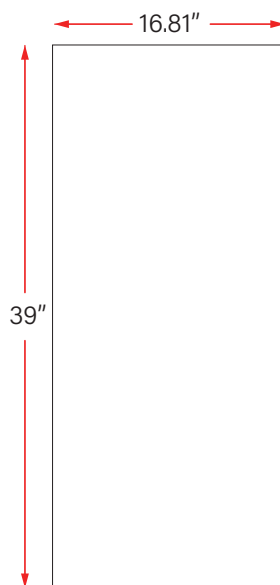
### ASSEMBLED SHIPPING PACKAGE




Weight: ~85lbs

### PANEL SIZE (UNASSEMBLED)

CS2 - front panel



CS2 - sign panel



353 Saunders Rd, Unit 10-11, Barrie ON L4N 9A3  
Tel: 705-739-6745 Fax: 705-739-1228  
www.podiumpros.com





p o d i u m p r o s

---

modern lecterns with integrated innovations

---

